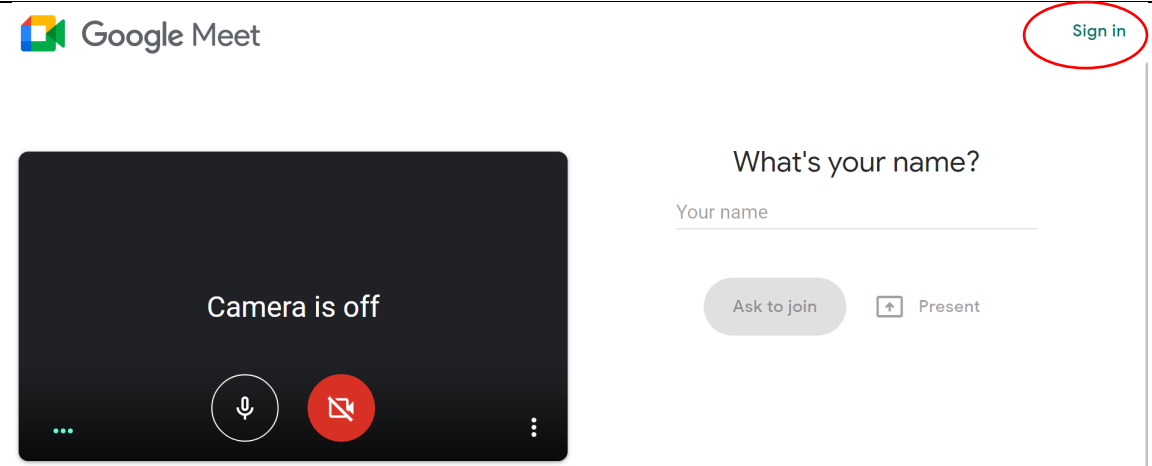
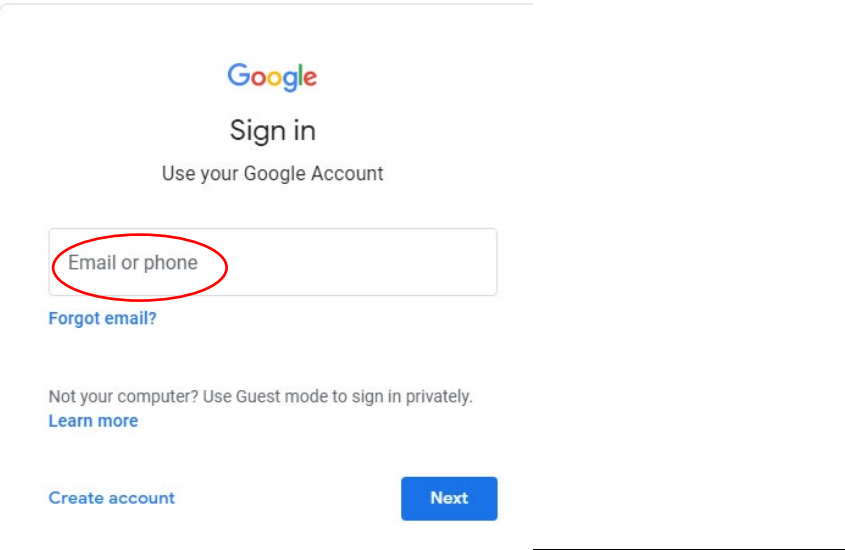
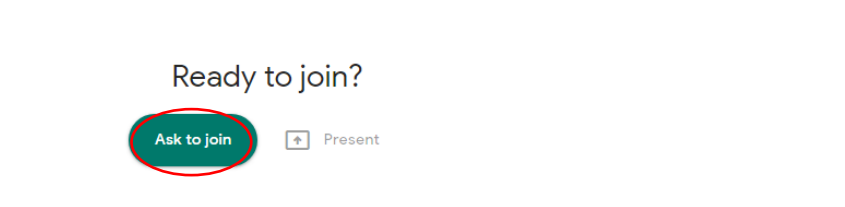


Chung Cheng High School (Yishun) - Google Meet Students' Guide

Pre – Lesson	
<ul style="list-style-type: none"> a) Login to lesson using Icon Account b) User ID (full name in classlist): Full_Name@students.edu.sg c) If you have forgotten your password, please go to school website -> Useful Link -> Student -> Password Reset d) Be mindful of proper online social etiquette: <ul style="list-style-type: none"> a. Use a quiet room b. Do not talk/text to classmates once you have joined lesson c. Turn off microphone (Tap mic on their screen) unless requested by teacher to turn it on d. Only 1 speaker at all times. i.e. everyone keep quiet when teacher/student is presenting/talking e. Turn on your video unless instructed by teacher to turn it off e) Be punctual and login at the assigned schedule 	
Joining a Lesson	
<p>1</p> <p>a Go to SLS On announcement tab, click/copy and paste google meet link on google web browser</p> <p>b Click Sign in</p>	

<p>2 a b</p>	<p>Enter your Icon address i.e. abc@students.edu.sg Do not use your personal email unless instructed by your teacher</p> <p>Enter your password and login</p>	 <p>The screenshot shows the Google sign-in interface. At the top is the Google logo, followed by 'Sign in' and 'Use your Google Account'. Below this is a text input field labeled 'Email or phone', which is circled in red. Underneath the field is a blue link for 'Forgot email?'. Further down, there is a line of text: 'Not your computer? Use Guest mode to sign in privately.' with a blue link 'Learn more'. At the bottom left is a blue link 'Create account', and at the bottom right is a blue button labeled 'Next'.</p>
<p>3 a b</p>	<p>Click Ask to join Your teacher will add you into the meeting shortly. Please wait.</p> <p>Please turn on your video.</p>	 <p>The screenshot shows a 'Ready to join?' dialog box. It features a green button labeled 'Ask to join' which is circled in red, and a button with an upward-pointing arrow labeled 'Present'.</p>