

HOME BASED LEARNING (HBL)

For Students



TABLE OF CONTENTS

01

OBJECTIVES OF
HBL

02



HBL DAYS
IMPLEMENTATION
DETAILS

03

FINAL DELIVERABLE

04


ROLE OF STUDENTS



01

OBJECTIVES OF HBL





“ We all want our students to be **adaptable and nimble**, and to **keep learning and picking up new skills**. We all want our students to have a **positive attitude towards learning**, and be **more self-directed and intrinsically motivated**.

To achieve this, learning must take place not just inside classrooms and schools. Our students must be able to **initiate their own learning** and **not just rely on teachers for guidance and information all the time.**”

– MINISTER FOR EDUCATION & SECOND MINISTER FOR FINANCE – MR LAWRENCE WONG, (2019)

WHY BLENDED LEARNING?

To nurture **self-directed** & **independent**
learners

To develop **passionate** & **intrinsically motivated**
learners

Hence, Home Based Learning (HBL) days are ...

Regular and of Sufficient Frequency


Loosely Structured

Dedicated time & space
for you to cultivate
self-directedness
and
own your learning

**Discover and
Explore Interests**

Curriculum
Coverage

Student-Initiated
Learning (SIL)




02

HBL DAYS IMPLEMENTATION DETAILS



HBL DAYS IN 2024

No.	Cohort	Number of HBL Fridays (Day 10)	Dates
1	Secondary 1 to 3	14	26 Jan to 18 Oct
2	Secondary 4 and 5	11	26 Jan to 16 Aug



A special timetable for Secondary 1 on 26 Jan

HBL DAYS IN 2024

No.	Cohort	Number of Additional HBL in Term 3	Dates
3	Sec 1 to Sec 5	3	23 Jul, 24 Jul, 25 Jul

Due to National Examinations (Oral)

A list of featured subjects for these 3 days will be shared closer to the date.



	7:30 7:30 - 8:00	8:00 8:00 - 8:30	8:30 8:30 - 9:00	9:00 9:00 - 9:30	9:30 9:30 - 10:00	10:00 10:00 - 10:30	10:30 10:30 - 11:00	11:00 11:00 - 11:30	11:30 11:30 - 12:00	12:00 12:00 - 12:30	12:30 12:30 - 13:00	1:00 13:00 - 13:30	1:30 13:30 - 14:00	2:00 14:00 - 14:30	2:30 14:30 - 15:00	3:00 15:00 - 15:30	
EvenMon	AM Assembly	1A 1B 1C 1D D303 MLRm1 H+ML (G3) ITR1 MLRm2	CL (G1) CL (G2) CL (G3) CL (G3) HCL ML (G1) ML (G2)	Recess Canteen	1C 1D BioLab2 1B 1A	Sci (G3) Sci (G3) Sci (G3) Sci (G2) Sci (G1)	1C 1D 1B 1A	Hist (G3) Hist (G3) Geog (G2) Hum(G1)	1A 1B 1C 1D 1A	EL (G1) EL (G2) EL (G3) EL (G3) EL (G3)	Lunch Canteen	1A 1B 1C 1D	Math (G1) Math (G2) Math (G3) Math (G3)	Art ArtRm1			
EvenTue	AM Assembly	1A 1B 1C 1D	Math (G1) Math (G2) Math (G3) Math (G3)	1A 1B 1C 1D D303	EL (G1) EL (G2) EL (G3) EL (G3) EL (G3)	Recess Canteen	Assembly MPH	1C 1D 1B 1A	Geog (G3) Geog (G3) Hist (G2) Hum(G1)	1A 1B 1C 1D D303 MLRm1 H+ML (G3) ITR1 MLRm2	CL (G1) CL (G2) CL (G3) CL (G3) HCL ML (G1) ML (G2)	Lunch Canteen	DT1 DT2		DT DT		
EvenWed	AM Assembly	CCE 1A		PE ISCA		Recess Canteen	1C 1D BioLab2 1B 1A	Sci (G3) Sci (G3) Sci (G3) Sci (G2) Sci (G1)	1A 1B 1C 1D	Math (G1) Math (G2) Math (G3) Math (G3)	1A 1B 1C 1D D303	EL (G1) EL (G2) EL (G3) EL (G3) EL (G3)	Lunch Canteen	1A 1B 1C 1D D303 MLRm1 H+ML (G3) ITR1 MLRm2	CL (G1) CL (G2) CL (G3) CL (G3) HCL ML (G1) ML (G2)		
EvenThu	AM Assembly	DT1 DT2	DT DT	1C 1D BioLab2 1B	Sci (G3) Sci (G3) Sci (G3) Sci (G2)	1A 1B 1C 1D	EL (G1) Lit (G2) Lit (G3) Lit (G3)	Recess Canteen	1A 1B 1C	Math (G1) Math (G2) Math (G3)	Lunch Canteen	1A 1B 1C 1D D303 MLRm1 H+ML (G3) ITR1 MLRm2	CL (G1) CL (G2) CL (G3) CL (G3) HCL ML (G1) ML (G2)				
EvenFri	AM Assembly	HBL 26 Jan, 8 Mar, 26 Apr, 24 May - EL, Math, D&T, MT (G2 & G3) 23 Feb, 12 Apr, 10 May - Sci, Art, G1 Hum, G2&G3 Lit, G2&G3 History		SDL	SDL	Canteen	1A	Math (G3)	Lunch Canteen	1A 1B 1C 1D D303 MLRm1 H+ML (G3) ITR1 MLRm2	CL (G1) CL (G2) CL (G3) CL (G3) HCL ML (G1) ML (G2)						

Home Based Learning Day

TYPICAL HBL DAY FOR A CCHY STUDENT

Morning
Assembly via
MAP in SLS

HBL Curriculum
Coverage and SIL

(anytime within
the day)

Attend
synchronous
lessons (if any)
between 2 to 4pm

(seek permission
from IP Heads)



MORNING ASSEMBLY ON HBL DAY



1. Rise and Shine
2. Log in to SLS and open the Morning Assembly Package (MAP) on SLS **between 7:30am and 7:50am.**
3. Complete the **relevant curriculum lessons.**
4. Spend time on **SIL** and complete by the deadline.

CURRICULUM LESSONS

Synchronous ("Live" Lessons)

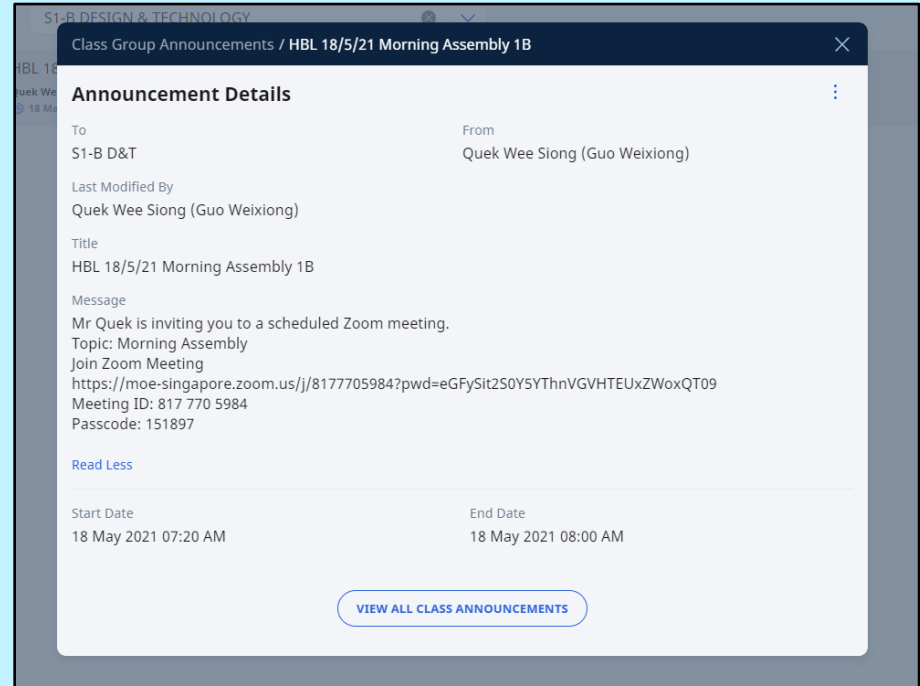
Students attend lessons, conducted by teachers face to face via zoom.

Asynchronous ("Non-Live" Lessons)

Students access lesson materials independently with no face to face session with teachers

CURRICULUM LESSONS

- Asynchronous (“Non-Live” Lessons) as default
- Synchronous lessons (if any) between 2 to 4 pm.
- Refer to **Announcement Page in SLS** for lesson instructions by the subject teachers.



The screenshot shows a web interface for "Class Group Announcements / HBL 18/5/21 Morning Assembly 1B". The page title is "S1-B DESIGN & TECHNOLOGY". The main content area is titled "Announcement Details" and contains the following information:

- To:** S1-B D&T
- From:** Quek Wee Siong (Guo Weixiong)
- Last Modified By:** Quek Wee Siong (Guo Weixiong)
- Title:** HBL 18/5/21 Morning Assembly 1B
- Message:** Mr Quek is inviting you to a scheduled Zoom meeting.
Topic: Morning Assembly
Join Zoom Meeting
<https://moe-singapore.zoom.us/j/8177705984?pwd=eGFySit2S0Y5YThnVGVHTEUxZWoxQT09>
Meeting ID: 817 770 5984
Passcode: 151897

Below the message, there is a "Read Less" link. At the bottom, there is a table with the following data:

Start Date	End Date
18 May 2021 07:20 AM	18 May 2021 08:00 AM

At the bottom right, there is a button labeled "VIEW ALL CLASS ANNOUNCEMENTS".

CURRICULUM LESSONS

- After returning to school, lessons will carry on from where it was left.
- **Do not expect a recovery lesson.**
- Should the following happen, you will be subjected to **disciplinary actions** by the school.
 - failed to complete a task
 - incomplete/tardy work submission
 - absence without reason

OBJECTIVES OF STUDENT-INITIATED LEARNING

Primary Objective

For students to exercise agency, explore interests and passions and learn within and beyond the curriculum

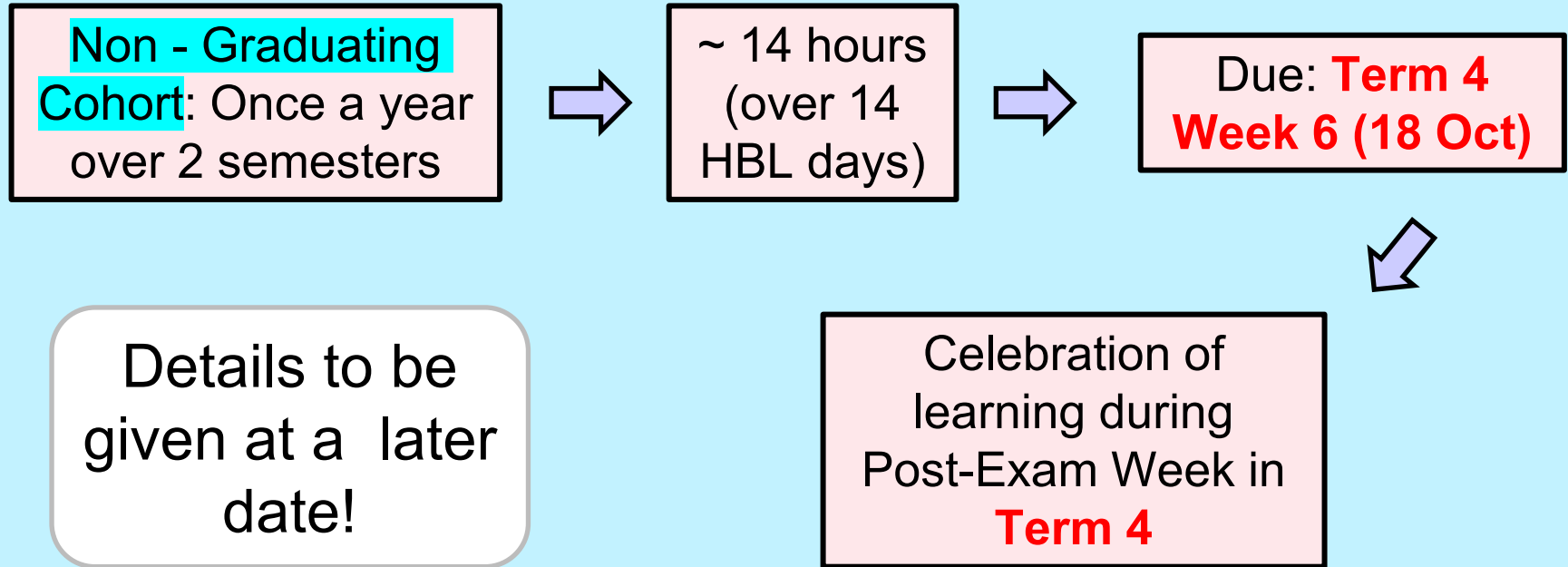
Secondary Objective

Fostering a sense of school spirit by involving our students to comprehend and embrace the core values of our school

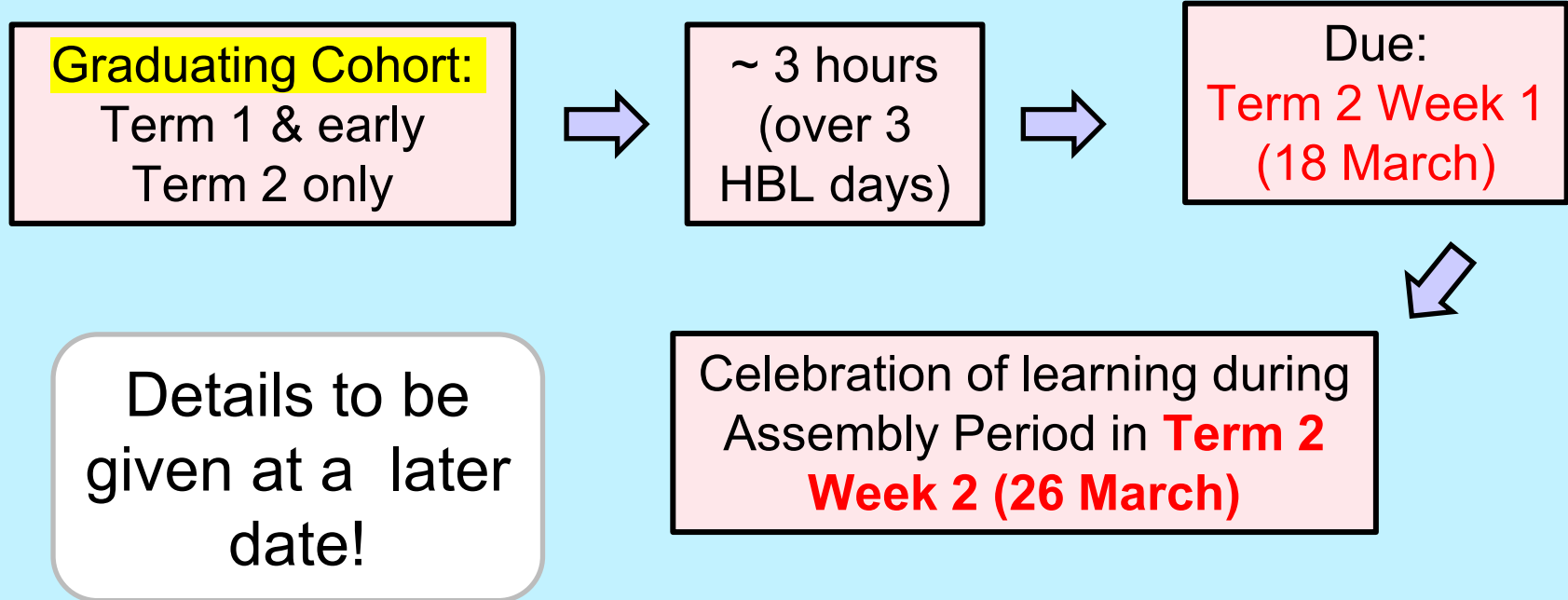
Secondary Objective

Develop analytical skills and ability for students to apply what they learn to a contextual theme

STUDENT INITIATED LEARNING (SIL)



STUDENT INITIATED LEARNING (SIL)



STUDENT-INITIATED LEARNING

New!

**Cohort Theme
Based
Approach**

Options for Students:

- a. School facilitated vs School curated vs Student curated SIL activities
- b. Individual SIL vs Group SIL

SIL Progress Check Session:

- a. Period Zero
- b. Once a term

Mode for submission (including reflection):

- a. SLS Package via SIL SLS Classgroup
- b. FTs may have different instructions for your class!



MAIN STAGES OF SIL

#1. PLAN

1. **What** do you want to learn?
2. **Who** do you want to learn with? Alone or Group?
3. **Where** to learn?
4. **How** do you want to learn?

#2. LEARN

1. Start on your learning.
2. Chart your learning progress.
3. Take note of the timeline, including progress check.
4. **What** type of deliverable will I submit?

#3. REFLECT

1. **What** have I discovered about myself from this activity?
2. **How** does my SIL meet the cohort theme?
3. **What** have I discovered about myself from this activity?

STUDENT-INITIATED LEARNING

	Sec 1	Sec 2	Sec 3	Sec 4/5
Theme	CCHY I Learn	CCHY I am Proud of – Past, Present and Future	CCHY I Embody	CCHY I Am Grateful For

STUDENT-INITIATED LEARNING (SEC 1)

Theme	CCHY I Learn
Details	<p>To choose ONE from list of categories and articulate how their SIL activity demonstrate any of the 4 school values: <i>With Integrity We Live, With Grit We Strive, With Gratitude We Serve, With Empathy We Lead</i></p> <p>Under each category, there are</p> <ol style="list-style-type: none">2 curated activities of you can do1 option to propose own activity <p>School Facilitated SIL: You have to make the connection between learning experiences and one of the school values.</p>
Categories	<ul style="list-style-type: none">• Creative Arts• Emerging Technologies• History, Society, Global Affairs and Citizenry• Language• STEM• Sports and Healthy Lifestyle• Other Categories• <u>School Facilitated SIL</u>

STUDENT-INITIATED LEARNING (SEC 1)

Categories:

- Creative Arts
- Emerging Technologies
- History, Society, Global Affairs and Citizenry
- Language
- STEM
- Sports and Healthy Lifestyle
- Other Categories
- School Facilitated SIL

Categories chosen based on MOE suggested activities

[Creative Arts] Learning to do a Video Production

[Creative Arts] Creation of Art Pieces / Virtual Art Exhibition(or Trail)

[Creative Arts] I will suggest my own learning activity under this category.
[If you choose this, you are to complete Section 2 of Activity A --> Submit your brief proposal.]

[Emerging Technologies] Explore web development or mobile app development

[Emerging Technologies] Build simple Artificial Intelligence (AI) applications or chatbots

[Emerging Technologies] I will suggest my own learning activity under this category.
[If you choose this, you are to complete Section 2 of Activity A --> Submit your brief proposal.]

STUDENT-INITIATED LEARNING (SEC 2)

Theme	CCHY I am Proud of – Past, Present and Future
Details	<p>To choose ONE from list of categories and propose own SIL activity.</p> <p>Past: Can discover about history of CCHY, school values, stories of alumni etc</p> <p>Present: Discover more about your friends, teachers, staff of CCHY etc</p> <p>Future: Imagine the CCHY you would like to be (e.g Robots as teachers etc)</p> <p>School Facilitated SIL: You have to make the connection between the learning experiences and one of the 3 domains of Past, Present and Future.</p>
Categories	<ul style="list-style-type: none">• Past of CCHY• Present of CCHY• Future of CCHY• <u>School Facilitated SIL</u>

STUDENT-INITIATED LEARNING (SEC 3)

Theme	CCHY I Embody
Details	<p>To choose ONE from list of categories and propose own SIL activity.</p> <p>Term 1 and early Term 2 progress check: Sharing what you have found and your interpretation and understanding of our school value.</p> <p>Term 2 and 3 progress check: Carry on with your own proposed SIL activity which embodies the chosen school value. Share updates on your progress.</p> <p>School Facilitated SIL: You have to make the connection between learning experiences and one of the school values.</p>
Categories	<ul style="list-style-type: none">• With Integrity We Live• With Grit We Strive• With Gratitude We Serve• With Empathy We Lead• <u>School Facilitated SIL</u>

STUDENT-INITIATED LEARNING (SEC 4/5)

Theme	CCHY I Am Grateful For
Details	<p>To choose ONE from list of categories and propose own SIL activity.</p> <p>Term 1 progress check: Research and Share on either school value (<i>With Gratitude We Serve</i>)</p> <p>Term 2: Carry on with their own proposed SIL activity and link their activity to <i>With Gratitude We Serve</i></p> <p>School Facilitated SIL: Students have to show the connection between learning experiences and school value (<i>With Gratitude We Serve</i>)</p>
Categories	<ul style="list-style-type: none">• Creative Arts• Emerging Technologies• History, Society, Global Affairs and Citizenry• Language• STEM• Sports and Healthy Lifestyle• Other Categories• <u>School Facilitated SIL</u>

EXAMPLES OF SCHOOL FACILITATED SIL ACTIVITIES

B	C	D	E	F
School Facilitated Activity which students can use to fulfill SIL Component	Semester 1/ Semester 2/ Full Year?	Target Group	Programme Owner(s) for students to contact	Remarks
Applied Learning Programme (Advanced & Accelerated Modules: Baristas and Gourmet Programme)	Full Year	All	Mr Lim WK, Ms Lee YM	
Author In Resident	Full Year	Sec 2	Mdm Low GL	
Learning for Life Programme (Tier 2- Aesthetics Ambassadors)	Full Year	Sec 1 to 3	Ms Kwok	
Math Olympiad Training	Semester 1	All	Mr Tjhin KM	
National Digital Explorer	Full Year	All	Mr Edwin Ang, Mr Ang Toon Siew	
Young Science Ambassadors Programme (renamed from Science Ambassadors and Young Scientists)	Full Year	All	Mr Lim WK, Ms Lee YM	
Crocheting	Term 1	Sec 4 and 5 only	Parent Support Group (PSG)/ Mdm Tay HC	Students who decide to do this are to fill up the following URL with your details: https://docs.google.com/spreadsheets/d/1K1aB1jTnITpEI4CmjnVWvtF6FluaZu6HFHhTJlu2QM/edit#gid=0
Global Classroom Experiential Learning	Full Year	Sec 3	Mdm Low GL/ Ms Isma	
Kids READ Programme	Full Year	Sec 2Express	Mdm Angela Tan	

[Sustainability and Nature] Educate your friends/family/school on how general public unawareness for wildlife has resulted in widespread animal abuse.

[Sustainability and Nature] I will suggest my own learning activity under this category.
[If you choose this, you are to complete Section 2 of Activity A --> Submit your brief proposal.]
[Read Less](#)

[School Facilitated SIL Activities] (Refer to link for more info)
<https://sites.google.com/moe.edu.sg/cchystudentinitiatedlearning/need-inspiration/school-curated-sil-activities>

[Other Categories] I will suggest my own learning activity.
[If you choose this, you are to complete Section 2 of Activity A --> Submit your brief proposal.]

Students will see the categories under **Activity A -> Section 1** in SLS.

If you choose a category with this information, you are to refer to **Activity A -> Section 2** for further follow ups

Q1

If you are doing a **group** SIL, key in your **group members' names below**.

If you are doing your own **individual** SIL, key in "**NIL**" below.

Group members


- 1.
- 2.
- 3.
- 4.
- 5.

[Read Less](#)

Under **Activity A** ->
Section 1 in SLS ->
You can indicate
names of your group
members if
applicable.

You can be in group
of 4 or 5 within the
same class.

If you initiate own SIL activity

 I am / My group is proposing own SIL activity *(Optional)*

Poll 1

I will / we will do the SIL activity at

home

school

Q1

RECOMMENDED ⌚ 5 min

My proposed SIL / my group proposed SIL activity is...

(Please tell us what is your SIL activity about. It should be **learning-focused**, and **safe**.

You **need to inform your parents** what you intend to do for your SIL activity.)

My proposed SIL activity is...

Under Activity A

Learning focused

Safe

Submit proposal

- Individual work: 1 proposal
- Group work: 1 proposal per group

If you initiate own SIL activity

Under **Activity A**

Example:

My proposed SIL activity is

To plan a recycling event in school

If you initiate own SIL activity

My parents are aware of my initiated SIL activity.

Aware

Not aware

I will / We will only start on the SIL activity after getting approval from form teacher(s).

True

False

Under **Activity A**

Inform your parents

Start the SIL activity
**only after getting
approval** from your
FTs.

Under Activity A

A

Decide your SIL

- 1 Deciding which SIL Activity to do
- 2 I am / My group is proposing own SIL activity_Proposal 1
- 3 I am / My group is proposing own SIL activity_Proposal 2
- 4 I am / My group is proposing own SIL activity_Proposal 3


Section Completion

If proposal rejected after round 1, you will re-submit youe proposal in Section 3 & Section 4.

Under **Activity A**


If you have changed your SIL choice after submission, do not need to resubmit or inform your teacher.

You can share with your teacher during SIL progress check and submit the learning under final submission.



03

FINAL DELIVERABLE



#1. TYPE OF DELIVERABLE FORMAT

For Individual SIL: 1 File

For Group SIL:

One Group representative to submit 1 File

By default: Submit through SLS unless there are different instructions by FTs.

Upload your learning

Please upload **ONE** file to share with us what you have learnt. The file can come in the form of a powerpoint presentation, a video clip, a collection of photos or a word document.

Below is a list of formats you can use to upload your file:

Digital product	Requirement	File Extension	Size Limitation
Powerpoint / Google Slides	5 to 8 slides	pptx	50 MB
Word / Google Doc / pdf	3 to 6 pages	docx/pdf	10MB
Video	3 to 6 minutes	mp4/m4v/ogv/avi/mov/mpg/mpeg/wmv	500MB
Digital Graphics	5 to 10 photos	jpg/jpeg/gif/png/svg	10MB

#2. REFLECTION OF LEARNING

By default: Through SLS unless
unless there are different instructions
by FTs.

No matter whether it is individual or
group SIL, everyone is to **submit
their own reflection.**



#3. SHARING OF LEARNING

Be Ready!

Focus on:

Your teacher may select you to share your learning to your class.

Focus on

- a. What have you learnt? Any learning difficulty?
How did you overcome?
- b. How is your SIL linked to the cohort theme?





#4. AFFIRMATION OF YOUR LEARNING

Be Ready!

FT may nominate you for affirmation if you have:

- (a) Shown meaningful learning and progress
- (a) Made effort to link your SIL to the cohort theme





04

ROLE OF STUDENTS



YOUR ROLE

Plan out a timetable
for the day.

Be proactive! Carry out
your learning actively.

Allocate sufficient time
for the completion of
each task.


Check in with your teachers
or friends if you are unsure.

HBL GUIDES

HOME / OUR CURRICULUM / HOME BASED LEARNING

Home Based Learning

Student Development 

Signature Programme 

Full Subject Based Banding

Home Based Learning

Sexuality Education Programme

Overview of Blended Learning

Blended Learning (BL) refers to the re-imagination of our students' educational experience by providing them with a more seamless blending of different modes of learning. It allows our educators to re-think curriculum and assessment design, and innovate pedagogies to enable students to benefit from a wider spectrum of learning experiences.

The key intended outcomes for BL are:




Student Development 

Signature Programme 

Full Subject Based Banding

Home Based Learning

Sexuality Education Programme

Watch on  YouTube

CCHY HBL Guides


Please click on the links below for more information related to 2023 HBL.

 [Annex A - HBL Timetable 2023 Semester 2](#)

 [Annex B - How to access Announcements page on SLS \(2023\),pdf](#)

 [Annex C - Students' Guide for Zoom \(2023\),pdf](#)

 [Annex D - Students' Guide for Google Meet \(2023\),pdf](#)

 [Annex E - Students' Guide for New SLS Interface,pdf](#)

 [Annex F - HBL Briefing Slides for All Students Term 1 Sch Website,pdf](#)

 [Annex G - CCHY SIL FAQ for Students \(2023\),pdf](#)

 [Infosheet for Students 2023,pdf](#)

 [SIL Timeline for Students updated 15 Jun](#)

STUDENT-INITIATED LEARNING SITE - RESOURCES



NEED INSPIRATION?

Here are some MOE suggested activities which you can consider or you can get some inspiration from what some of your schoolmates had done!

You can refer to the PDF for the list of MOE suggested resources for your SIL.

The resource grid contains several items:

- A PDF document titled 'MOE Suggested Resources for Student-Initiated Learning'.
- An animation titled 'Animation by Peh Xinyue'.
- A coding project titled 'Coding by Adam Mikael Tang'.
- A coding project titled 'Coding by Malcolm Khoo'.
- A cooking video titled 'Cooking by Kendra Chua'.
- A video titled 'NEW THERE - THIS IS ITU SIL'.



<https://sites.google.com/moe.edu.sg/cchystudentinitiatedlearning/home>

OUR BLENDED LEARNING TEAM




MR LIM WK

OVERALL IC




MS ISMA

LOWER SEC ICs




MR BENEDICT CHUI



MDM ANGELA TAN

UPPER SEC ICs



MR LUO YANJIE